



DAEWOO TRUCKS  
**DUMP** Series



# NOVUS DUMP

Impressive technological advances can also be found on the tipper mechanism which features new safety controls. If you're looking for the top performing dump truck to satisfy your requirements, look no further than Daewoo Trucks. The NOVUS special edition of Daewoo Trucks dump trucks will help grow your business profits. Your Daewoo Trucks dealer will be glad to discuss your particular requirements.

## Steering Wheel

Large size & Soft grip 2 spoke wheel with horn button



## Combination Switch

Turn Signal Lamp, Windshield Wiper, Exhaust Break, Hazard warning flasher



## Transmission

Manual(Standard)/Automated Transmission(Optional)/ Automatic Transmission(Optional)



## NOVUS Cabin Instyle

NOVUS Cabin interior gives a cozy appearance in light gray color scheme. The dashboard and other interior belongings have smooth contours and provide independent space for both the driver and passenger.

## 01. Instrument Clusters

## 02. Audio(Standard) & Aircon Controller(Optional)

## 03. ON/OFF Type Parking Brake(Gradual Type: Optional)

## 04. Fuse Box

## Heating Bed(Optional)

## Engine

Driver Seat Arm Rest

Lumbar Support

Heating




## Air Suspension Seat (Optional)

The air suspension seat offers ideal driving position from pneumatic lumbar support and side contour adjustment for fatigue free driving.



## Doosan DV11

V-6 type  
128X142mm  
11l  
420ps/188kg-m(Euro5)  
420ps/187kg-m(Euro3)



## Doosan DV15

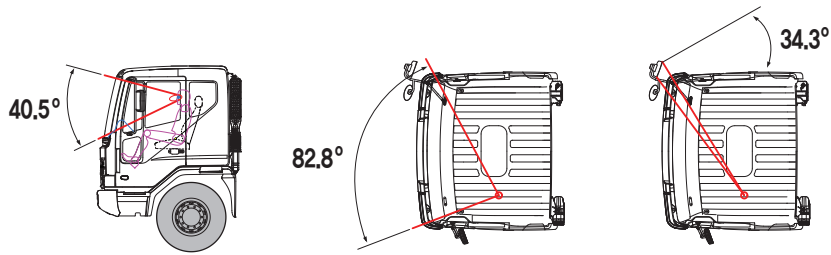
V-8 type  
128X142mm  
15l  
390ps/160kg-m(Euro2)  
420ps/170kg-m(Euro2)



## Doosan DE12

L-6 type  
123X155mm  
11l  
340ps/135kg-m(Euro1)  
320ps/135kg-m(Euro2)  
340ps/145kg-m(Euro2)  
350ps/145kg-m(Euro2)






### Ultra-Large Front Windscreen

Ultra-large front windscreen gives the cabin a 40.5 degrees field of view. A combination of ergonomics and optical engineering were used to determine the optimal size and position of the rear view mirrors which offer a 34.3 degree field of vision. This wide vision enables the driver to see all around the vehicle and to have a good view of the traffic as well.



### Electric Cab Tilting

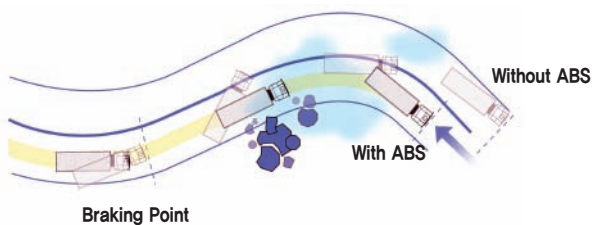
Cab tilt device opens up to 52 degrees. The cab tilt system is fitted with an operation switch on the center console which enables / disables the cab tilting.



- 01. Battery & Battery Cut Off Switch(Optional)
- 02. Tool Box, Fuel Tank, Side Protector(Optional)
- 03. Hydraulic Cylinder
- 04. Multi or Taper Leaf Spring
- 05. Auto Slack Adjuster (Optional)
- 06. Spare Tire

### ABS & ASR(Optional)

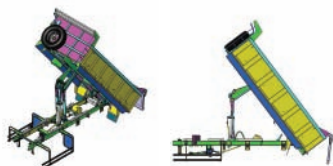
ABS brings the vehicle to a safe, controlled stop and is particularly advantageous while driving under slippery road conditions. With ABS/ASR, the driver can maintain full directional stability of the vehicle at all times and avert potentially dangerous situations.



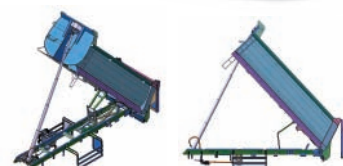
### Dumping Mechanism



Marrel Type



Telescopic Type



## Specification

Type	Emission Level	Model	WB (mm)	Engine		Transmission				Rear Axle		Tire			Driving Position	
				Model	ps/kg-m	Manual				Single	Hub	12R22.5	315/80R	12.00R24	LHD	RHD
						6S	9S	10S	16S							
4X2	Euro2	F3DBF(5.3m³)	4,030	DE08TIS	225/82	B				B		B			B	A
		F3DEF(5.3/7/12m³)		DE12TIS	320/135	B		A		B		B			B	
	Euro3	F3DTF(5.3/7/8.5m³)		DL06	270/88	B				B		B			B	
	Euro5	CH2DA(5.3/7/8.5m³)		DL06K	280/100	B				B		B			B	
6X4	Euro1	K4D6F(10/12m³)	4,605				B	A		B		B	A	A	B	A
		K6D6F(16m³)	5,675	DE12TI	340/135		A	B		B		A	A	B	B	A
	Euro2	K6E6F(Chassis)					A	B	A	B	A	A		B	B	
		K4DEF(10/12/15m³)	4,605			B	A	A		B		B		A	B	A
		K5DEF(10m³)	4,905	DE12TIS	340/145	B				B		B	A			B
		K6DEF(16/24m³)	5,675				A	B	A	B	A		A	B	B	A
		K4DVF(10/12/15m³)	4,605			B				B		B			B	
		K6DVF(16m³)	5,675	DV15TIS	390/160					B	A				B	
	Euro3	K4DFF(10/12/15m³)	4,605			B	A			B	A			B	B	A
		K6DSF(16m³)					A			B				B	B	
		K6DNF(16m³)	5,675	ISM	415/187		B			B				B	B	
		CL4DF(10/12/15m³)	4,705	DL08K	350/150	B	A			B		B			B	A
Euro5	CL7DS(16m³)	5,675	DV11K	420/188		B			B				B	B	A	
8X4	Euro2	N7DVF(16/20m³)	5,890	DV15TIS	420/170				B		B	B*			B	
	Euro3	N8DSF(20m³)							B		B	B*			B	
	Euro5	CR7DS(16/20m³)	6,240	DV11K	420/188				B		B	B*			B	

\* Front 2 Axle Tire: 385/65R22.5-18PR / \* A : Standard, B : Optional

\* The above specification might be changed as per operating conditions and selected options

## DUMP Line-up

Classification	HCV		
Drive Type	4X2	6X4	8X4

Twin steer

NOVUS SE DUMP



## World Class Quality Assurance

Established an automated system, creating top quality and top value as a global brand.



## Daewoo Trucks Customer Care System

### A-Z Care

Special Customer care  
Speedy Service  
Proactive After Service



Published by Daewoo Trucks International Business Division / Daewoo Trucks Co., Ltd.